

ICD-10-PCS

The complete official code set

Codes valid from October 1, 2024
through September 30, 2025

SAMPLE

2025

optumcoding.com



Contents

What's New for 2025	iii	Gastrointestinal System	373
Introduction	1	Hepatobiliary System and Pancreas	401
ICD-10-PCS Manual	1	Endocrine System	415
Medical and Surgical Section (0)	4	Skin and Breast	427
Obstetrics Section (1)	7	Subcutaneous Tissue and Fascia	445
Placement Section (2)	7	Muscles	465
Administration Section (3)	8	Tendons	487
Measurement and Monitoring Section (4)	8	Bursae and Ligaments	501
Extracorporeal or Systemic Assistance and Performance Section (5)	9	Head and Facial Bones	523
Extracorporeal or Systemic Therapies Section (6)	10	Upper Bones	543
Osteopathic Section (7)	10	Lower Bones	563
Other Procedures Section (8)	11	Upper Joints	583
Chiropractic Section (9)	11	Lower Joints	603
Imaging Section (B)	11	Urinary System	627
Nuclear Medicine Section (C)	12	Female Reproductive System	643
Radiation Therapy Section (D)	13	Male Reproductive System	663
Physical Rehabilitation and Diagnostic Audiology Section (F)	13	Anatomical Regions, General	679
Mental Health Section (G)	14	Anatomical Regions, Upper Extremities	691
Substance Abuse Treatment Section (H)	15	Anatomical Regions, Lower Extremities	701
New Technology Section (X)	15	Obstetrics	711
ICD-10-PCS Index and Tabular Format	17	Placement	715
Index	17	Administration	721
Code Tables	17	Measurement and Monitoring	735
ICD-10-PCS Additional Features	19	Extracorporeal or Systemic Assistance and Performance	739
Use of Official Sources	19	Extracorporeal or Systemic Therapies	741
Table Notations	19	Osteopathic	743
Appendixes	20	Other Procedures	745
ICD-10-PCS Official Guidelines for Coding and Reporting 2025	23	Chiropractic	747
Conventions	23	Imaging	749
Medical and Surgical Section Guidelines (section 0)	24	Nuclear Medicine	779
Obstetric Section Guidelines (section 1)	29	Radiation Therapy	789
Radiation Therapy Section Guidelines (section D)	29	Physical Rehabilitation and Diagnostic Audiology	807
New Technology Section Guidelines (section X)	30	Mental Health	819
ICD-10-PCS Index	31	Substance Abuse Treatment	821
ICD-10-PCS Tables	131	New Technology	823
Central Nervous System and Cranial Nerves	131	Appendixes	835
Peripheral Nervous System	153	Appendix A: Components of the Medical and Surgical Approach Definitions	835
Heart and Great Vessels	171	Appendix B: Root Operation Definitions	838
Upper Arteries	193	Appendix C: Comparison of Medical and Surgical Root Operations	843
Lower Arteries	219	Appendix D: Body Part Key	845
Upper Veins	243	Appendix E: Body Part Definitions	860
Lower Veins	263	Appendix F: Device Classification	870
Lymphatic and Hemic Systems	283	Appendix G: Device Key and Aggregation Table	872
Eye	301	Appendix H: Device Definitions	881
Ear, Nose, Sinus	319	Appendix I: Substance Key/Substance Definitions	887
Respiratory System	339	Appendix J: Sections B–H Character Definitions	892
Mouth and Throat	355	Appendix K: Hospital Acquired Conditions	900
		Appendix L: Procedure Combination Tables	919
		Appendix M: Coding Exercises and Answers	935
		Answers to Coding Exercises	941

Introduction

ICD-10-PCS: The Complete Official Code Set is your definitive coding resource for procedure coding in acute inpatient hospitals. In addition to the official ICD-10-PCS Coding System Files, revised and distributed by the Centers for Medicare and Medicaid Services (CMS), Optum's coding experts have incorporated Medicare-related coding edits and proprietary features, such as coding tools and appendixes, into a comprehensive and easy-to-use reference.

This manual provides the most current information that was available at the time of publication. For updates to official source documents that may have occurred after this manual was published, please refer to the following:

- **CMS International Classification of Disease, 10th Revision, Procedural Coding System (ICD-10-PCS):**

<https://www.cms.gov/medicare/icd-10/2024-icd-10-pcs>

- **CMS Inpatient Prospective Payment System (IPPS) and v41 MS-DRG Data Files, FY 2024**

<https://www.cms.gov/medicare/acute-inpatient-pps/fy-2024-ipps-proposed-rule-home-page>

<https://www.cms.gov/Medicare/Medicare-Fee-for-Service-Payment/AcuteInpatientPPS/MS-DRG-Classifications-and-Software>

- **American Hospital Association (AHA) Coding Clinics**

<https://www.codingclinicadvisor.com/>

ICD-10-PCS Code Structure

All codes in ICD-10-PCS are seven characters long. Each character in the seven-character code represents an aspect of the procedure, as shown in the following diagram of characters from the main section of ICD-10-PCS, called the Medical and Surgical section.

Section	Body System	Root Operation	Body Part	Approach	Device	Qualifier
1	2	3	4	5	6	7

One of 34 possible alphanumeric values—using the digits 0–9 and letters A–H, J–N, and P–Z—can be assigned to each character in a code. The letters O and I are not used so as to avoid confusion with the digits 0 and 1. A code is derived by choosing a specific value for each of the seven characters, based on details about the procedure performed. Because the definition of each character is a function of its physical position in the code, the same value placed in a different position means something different; the value 0 as the first character means something different from 0 as the second character or as the third character, and so on.

The first character always determines the broad procedure category, or section. The second through seventh characters have the same meaning within a specific section, but these meanings can change in a different section. For example, the sixth character means “device” in the Medical and Surgical section but “qualifier” in the Imaging section.

ICD-10-PCS Manual

Index

Codes may be found in the index based on the general type of procedure (e.g., resection, transfusion, fluoroscopy), or a more commonly used term (e.g., appendectomy). For example, the code for percutaneous intraluminal dilation of the coronary arteries with an intraluminal device can be found in the Index under *Dilation*, or a synonym of *Dilation* (e.g., angioplasty). The Index then specifies the first three or four values of the code or directs the user to see another term.

Example:

Dilation
Artery
Coronary
One Artery 0270

Based on the first three values of the code provided in the Index, the corresponding table can be located. In the example above, the first three values indicate table 027 is to be referenced for code completion.

The tables and characters are arranged first by number and then by letter for each character (tables for 00-, 01-, 02-, etc., are followed by those for 0B-, 0C-, 0D-, etc., followed by 0B1, 0B2, etc., followed by 0BB, 0BC, 0BD, etc.).

Note: The Tables section must be used to construct a complete and valid code by specifying the last three or four values.

Tables

The tables in ICD-10-PCS provide the valid combination of character values needed to build a unique procedure code. Each table is preceded by the first three characters of the code, along with their descriptions. In the Medical and Surgical section, for example, the first three characters contain the name of the section (character 1), the body system (character 2), and the root operation performed (character 3).

Listed underneath the first three characters is a table comprising four columns and one or more rows. The four columns in the table specify the last four characters needed to complete the ICD-10-PCS code. Depending on the section, the labels for each column may be different. In the Medical and Surgical section, they are labeled body part (character 4), approach (character 5), device (character 6), and qualifier (character 7). Each row in the table specifies the valid combination of values for characters 4 through 7.

ICD-10-PCS Index and Tabular Format

The *ICD-10-PCS: The Complete Official Code Set* is based on the official version of the International Classification of Diseases, 10th Revision, Procedure Classification System, issued by the U.S. Department of Health and Human Services, Centers for Medicare and Medicaid Services. This book is consistent with the content of the government's version of ICD-10-PCS and follows their official format.

Index

The Alphabetic Index can be used to locate the appropriate table containing all the information necessary to construct a procedure code, however, the PCS tables should always be consulted to find the most appropriate valid code. Users may choose a valid code directly from the tables—he or she need not consult the index before proceeding to the tables to complete the code.

Main Terms

The Alphabetic Index reflects the structure of the tables. Therefore, the index is organized as an alphabetic listing. The index:

- Is based on the value of the third character
- Contains common procedure terms
- Lists anatomic sites
- Uses device terms

The main terms in the Alphabetic Index are root operations, root procedure types, or common procedure names. In addition, anatomic sites from the Body Part Key and device terms from the Device Key have been added for ease of use.

Examples:

Resection (root operation)

Fluoroscopy (root type)

Prostatectomy (common procedure name)

Brachiocephalic artery (body part)

Bard® Dulex™ mesh (device)

The index provides at least the first three or four values of the code, and some entries may provide complete valid codes. However, the user should always consult the appropriate table to verify that the most appropriate valid code has been selected.

Root Operation and Procedure Type Main Terms

For the *Medical and Surgical* and related sections, the root operation values are used as main terms in the index. The subterms under the root operation main terms are body parts. For the Ancillary section of the tables, the main terms in the index are the general type of procedure performed.

Examples:

Biofeedback GZC9ZZZ

Destruction

Acetabulum

Left ØQ55

Right ØQ54

Adenoids ØC5Q

Ampulla of Vater ØF5C

Planar Nuclear Medicine Imaging

Abdomen CW1Ø

See Reference

The second type of term in the index uses common procedure names, such as “appendectomy” or “fundoplication.” These common terms are listed as main terms with a “see” reference noting the PCS root operations that are possible valid code tables based on the objective of the procedure.

Examples:

Tendonectomy

see Excision, Tendons ØLB

see Resection, Tendons ØLT

Use Reference

The index also lists anatomic sites from the Body Part Key and device terms from the Device Key. These terms are listed with a “use” reference. The purpose of these references is to act as an additional reference to the terms located in the Appendix Keys. The term provided is the Body Part value or Device value to be selected when constructing a procedure code using the code tables. This type of index reference is not intended to direct the user to another term in the index, but to provide guidance regarding character value selection. Therefore, “use” references generally do not refer to specific valid code tables.

Examples:

CoAxia NeuroFlo catheter

use Intraluminal Device

Epitrochlear lymph node

use Lymphatic, Left Upper Extremity

use Lymphatic, Right Upper Extremity

SynCardia Total Artificial Heart

use Synthetic Substitute

Code Tables

ICD-10-PCS contains 17 sections of Code Tables organized by general type of procedure. The first three characters of a procedure code define each table. The tables consist of columns providing the possible last four characters of codes and rows providing valid values for each character. Within a PCS table, valid codes include all combinations of choices in characters 4 through 7 contained in the same row of the table. All seven characters must be specified to form a valid code.

There are three main sections of tables:

- Medical and Surgical section:
 - *Medical and Surgical* (Ø)
- Medical and Surgical-related sections:
 - *Obstetrics* (1)
 - *Placement* (2)
 - *Administration* (3)
 - *Measurement and Monitoring* (4)
 - *Extracorporeal or Systemic Assistance and Performance* (5)
 - *Extracorporeal or Systemic Therapies* (6)
 - *Osteopathic* (7)

LC Limited Coverage

For certain procedures whose medical complexity and serious nature incur extraordinary associated costs, Medicare limits coverage to a portion of the cost. The limited coverage edit indicates the type of limited coverage.

ICD-10 MS-DRG Definitions Manual Edits

An MS-DRG is assigned based on specific patient attributes, such as principal diagnosis, secondary diagnoses, procedures, and discharge status. The attributes (edits) provided in this manual include only those directly related to ICD-10-PCS codes used for acute care hospital inpatient admissions.

Non-Operating Room Procedures Not Affecting MS-DRG Assignment

In the Medical and Surgical section (001-0YW) and the Obstetric section (102-10Y) tables **only**, ICD-10-PCS procedure codes that DO NOT affect MS-DRG assignment are identified by a **gray color bar** over the body part (character 4) value and are considered non-operating room (non-OR) procedures.

Note: The majority of the ICD-10-PCS codes in the Medical and Surgical-Related, Ancillary and New Technology section tables are non-operating room procedures that do not typically affect MS-DRG assignment. Only the Valid Operating Room and DRG Non-Operating Room procedures are highlighted in these sections, see Non-Operating Room Procedures Affecting MS-DRG Assignment and Valid OR Procedure description below.

Non-Operating Room Procedures Affecting MS-DRG Assignment

Some ICD-10-PCS procedure codes, although considered non-operating room procedures, may still affect MS-DRG assignment. In all sections of the ICD-10-PCS book, these procedures are identified by a **purple color bar** over the body part (character 4) value.

Valid OR Procedure

In the Medical and Surgical-Related (2W0-9WB), Ancillary (B00-HZ9) and New Technology (X2A-XY0) section tables **only**, any codes that are considered a valid operating room procedure are identified with a **blue color bar** over the body part (character 4) value and will affect MS-DRG assignment. All codes without a color bar (blue or purple) are considered non-operating room procedures.

Hospital-Acquired Condition Related Procedures

Procedures associated with hospital-acquired conditions (HAC) are identified with the **yellow color bar** over the body part (character 4) value. Appendix K provides each specific HAC category and its associated ICD-10-CM and ICD-10-PCS codes.

Combination Only

Some ICD-10-PCS procedure codes that describe non-operating room procedures can group to a specific MS-DRG but only when used in combination with certain other ICD-10-PCS procedure codes. Such codes are designated by a **red color bar** over the body part (character 4) value.

+ Combination Member

A combination member, which can be either a valid operating room procedure or a non-operating room procedure, is an ICD-10-PCS procedure code that can influence MS-DRG assignment either on its own or in combination with other specific ICD-10-PCS procedure codes. Combination member codes are

designated by a plus sign (+) to the right of the body part (character 4) value.

Note: In the few instances when a code is both a combination member and a non-operating room procedure affecting the MS-DRG assignment, the body part (character 4) value will have a purple color bar and the combination member icon.

See Appendix L for Procedure Combinations

Under certain circumstances, more than one procedure code is needed in order to group to a specific MS-DRG. When codes within a table have been identified as a Combination Only (**red color bar**) or Combination Member (+) code, there is also a footnote instructing the coder to see Appendix L. Appendix L contains tables that identify the other procedure codes needed in the combination and the title and number of the MS-DRG to which the combination will group.

Other Table Notations**AHA Coding Clinic:**

Official citations from AHA's *Coding Clinic for ICD-10-CM/PCS* have been provided at the beginning of each section, when applicable. Each specific citation is listed below a header identifying the table to which that particular *Coding Clinic* citation applies. The citations appear in purple type with the year, quarter, and page of the reference as well as the title of the question as it appears in that *Coding Clinic's* table of contents. *Coding Clinic* citations included in this edition have been updated through second quarter 2023.

NT New Technology Add-on Payment

This symbol identifies procedure codes that involve new technologies or medical services that have qualified for a new technology add-on payment (NTAP). CMS provides incremental payment, in addition to the DRG payment, for technologies that have received the NTAP designation. This symbol appears to the right of the sixth character value.

Note: Only specific brand or trade named devices, substances, or technologies receive NTAP approval. The sixth character value in the PCS table provides a generalized description that may be applicable to several brand or trade names. Unless otherwise specified in the annotation box, refer to appendix H or I to determine the specific brand or trade name of the device, substance, or technology that is applicable to the new technology add-on payment. New technology add-on payments are not exclusive to the New Technology (X) section.

Appendixes

The resources described below have been included as appendixes for *ICD-10-PCS The Complete Official Code Set*. These resources further instruct the coder on the appropriate application of the ICD-10-PCS code set.

Appendix A: Components of the Medical and Surgical Approach Definitions

This resource further defines the approach characters used in the Medical and Surgical (0) section. Complementing the detailed definition of the approach, additional information includes whether or not instrumentation is a part of the approach, the typical access location, the method used to initiate the approach, related procedural examples, and illustrations all of which will help the user determine the appropriate approach value.

Greater tuberosity
use Humeral Head, Left
use Humeral Head, Right

Greater vestibular (Bartholin's) gland use Vestibular Gland

Greater wing use Sphenoid Bone

GS-5734 use Remdesivir Anti-infective

Guedel airway use Intraluminal Device, Airway in Mouth and Throat

Guidance, catheter placement
EKG see Measurement, Physiological Systems 4A0
Fluoroscopy see Fluoroscopy, Veins B51
Ultrasound see Ultrasonography, Veins B54

H

Hallux
use 1st Toe, Left
use 1st Toe, Right

Hamate bone
use Carpal, Left
use Carpal, Right

Hancock Bioprosthesis (aortic) (mitral) valve use Zooplastic Tissue in Heart and Great Vessels

Hancock Bioprosthetic Valved Conduit use Zooplastic Tissue in Heart and Great Vessels

Harmony™ transcatheter pulmonary valve (TPV) placement 02RH38M

Harvesting, Stem Cells see Pheresis, Circulatory 6A55

hdIVIG (high-dose intravenous immunoglobulin), for COVID-19 treatment use High-Dose Intravenous Immune Globulin

Head of fibula
use Fibula, Left
use Fibula, Right

Hearing Aid Assessment F14Z

Hearing Assessment F13Z

Hearing Device
Bone Conduction
Left 09HE
Right 09HD
Insertion of device in
Left 0NH6
Right 0NH5
Multiple Channel Cochlear Prosthesis
Left 09HE
Right 09HD
Removal of device from, Skull 0NP0
Revision of device in, Skull 0NW0
Single Channel Cochlear Prosthesis
Left 09HE
Right 09HD

Hearing Treatment F09Z

Heart Assist System
Implantable
Insertion of device in, Heart 02HA
Removal of device from, Heart 02PA
Revision of device in, Heart 02WA
Short-term External
Insertion of device in
Aorta, Thoracic, Descending 02HW3RZ
Heart 02HA
Removal of device from
Aorta, Thoracic, Descending 02PW3RZ
Heart 02PA
Revision of device in
Aorta, Thoracic, Descending 02WW3RZ
Heart 02WA

HeartMate 3™ LVAS use Implantable Heart Assist System in Heart and Great Vessels

HeartMate II® Left Ventricular Assist Device (LVAD) use Implantable Heart Assist System in Heart and Great Vessels

HeartMate XVE® Left Ventricular Assist Device (LVAD) use Implantable Heart Assist System in Heart and Great Vessels

HeartMate® implantable heart assist system see Insertion of device in, Heart 02HA

Helix
use Ear, External, Bilateral
use Ear, External, Left
use Ear, External, Right

Hematopoietic cell transplant (HCT) see Transfusion, Circulatory 302

Hemicolectomy see Resection, Gastrointestinal System 0DT

Hemicystectomy see Excision, Urinary System 0TB

Hemigastrectomy see Excision, Gastrointestinal System 0DB

Hemiglossectomy see Excision, Mouth and Throat 0CB

Hemilaminectomy
see Excision, Lower Bones 0QB
see Excision, Upper Bones 0PB

Hemilaminotomy
see Drainage, Lower Bones 0Q9
see Drainage, Upper Bones 0P9
see Excision, Lower Bones 0QB
see Excision, Upper Bones 0PB
see Release, Central Nervous System and Cranial Nerves 00N
see Release, Lower Bones 0QN
see Release, Peripheral Nervous System 01N
see Release, Upper Bones 0PN

Hemilaryngectomy see Excision, Larynx 0CBS

Hemimandibulectomy see Excision, Head and Facial Bones 0NB

Hemimaxillectomy see Excision, Head and Facial Bones 0NB

Hemipylorectomy see Excision, Gastrointestinal System 0DB

Hemispherectomy
see Excision, Central Nervous System and Cranial Nerves 00B
see Resection, Central Nervous System and Cranial Nerves 00T

Hemithyroidectomy
see Excision, Endocrine System 0GB
see Resection, Endocrine System 0GT

Hemodialysis see Performance, Urinary 5A1D

Hemolung® Respiratory Assist System (RAS) 5A0920Z

Hemospray® Endoscopic Hemostat use Mineral-based Topical Hemostatic Agent

Hepatectomy
see Excision, Hepatobiliary System and Pancreas 0FB
see Resection, Hepatobiliary System and Pancreas 0FT

Hepatic artery proper use Hepatic Artery

Hepatic flexure use Transverse Colon

Hepatic lymph node use Lymphatic, Aortic

Hepatic plexus use Abdominal Sympathetic Nerve

Hepatic portal vein use Portal Vein

Hepaticoduodenostomy
see Bypass, Hepatobiliary System and Pancreas 0F1
see Drainage, Hepatobiliary System and Pancreas 0F9

Hepaticotomy see Drainage, Hepatobiliary System and Pancreas 0F9

Hepatocholedochostomy see Drainage, Duct, Common Bile 0F99

Hepatogastric ligament use Omentum

Hepatopancreatic ampulla use Ampulla of Vater

Hepatopexy
see Repair, Hepatobiliary System and Pancreas 0FQ
see Reposition, Hepatobiliary System and Pancreas 0F5

Hepatorrhaphy see Repair, Hepatobiliary System and Pancreas 0FQ

Hepatotomy see Drainage, Hepatobiliary System and Pancreas 0F9

HEPZATO™ KIT (melphalan hydrochloride Hepatic Delivery System) use Melphalan Hydrochloride Antineoplastic

Herculink (RX) Elite Renal Stent System use Intraluminal Device

Herniorrhaphy
see Repair, Anatomical Regions, General 0WQ
see Repair, Anatomical Regions, Lower Extremities 0YQ
With synthetic substitute
see Supplement, Anatomical Regions, General 0WU
see Supplement, Anatomical Regions, Lower Extremities 0YU

HIG (hyperimmune globulin), for COVID-19 treatment use Hyperimmune Globulin

High-Dose Intravenous Immune Globulin, for COVID-19 treatment XW1

High-dose intravenous immunoglobulin (hdIVIG), for COVID-19 treatment use High-Dose Intravenous Immune Globulin

Hip (joint) liner use Liner in Lower Joints

HIPEC (hyperthermic intraperitoneal chemotherapy) 3E0M30Y

HistoSonics® System see New Technology, Hepatobiliary System and Pancreas XF5

Histotripsy, liver see New Technology, Hepatobiliary System and Pancreas XF5

hIVIG (hyperimmune intravenous immunoglobulin), for COVID-19 treatment use Hyperimmune Globulin

Holter Monitoring 4A12X45

Holter valve ventricular shunt use Synthetic Substitute

Human angiotensin II, synthetic use Vasopressor

Humeroradial joint
use Elbow Joint, Left
use Elbow Joint, Right

Humeroulnar joint
use Elbow Joint, Left
use Elbow Joint, Right

Humerus, distal
use Humeral Shaft, Left
use Humeral Shaft, Right

Hydroceleotomy see Excision, Male Reproductive System 0VB

Hydrotherapy
Assisted exercise in pool see Motor Treatment, Rehabilitation F07
Whirlpool see Activities of Daily Living Treatment, Rehabilitation F08

Hymenectomy
see Excision, Hymen 0UBK
see Resection, Hymen 0UTK

Hymenoplasty
see Repair, Hymen 0UQK
see Supplement, Hymen 0UUK

Hymenorrhaphy see Repair, Hymen 0UQK

Hymenotomy
see Division, Hymen 0U8K
see Drainage, Hymen 0U9K

Hyoglossus muscle use Tongue, Palate, Pharynx Muscle

Hyoid artery
use Thyroid Artery, Left
use Thyroid Artery, Right

Hyperalimentation see Introduction of substance in or on

Hyperbaric oxygenation
Decompression sickness treatment see Decompression, Circulatory 6A15
Other treatment see Assistance, Circulatory 5A05

Hyperimmune globulin use Globulin

Hyperimmune Globulin, for COVID-19 treatment XW1

Hyperimmune intravenous immunoglobulin (hIVIG), for COVID-19 treatment use Hyperimmune Globulin

Hyperthermia
Radiation Therapy
Abdomen DWY38ZZ
Adrenal Gland DGY28ZZ
Bile Ducts DFY28ZZ
Bladder DTY28ZZ
Bone Marrow D7Y08ZZ
Bone, Other DPYC8ZZ
Brain D0Y08ZZ
Brain Stem D0Y18ZZ
Breast
Left DMY08ZZ
Right DMY18ZZ
Bronchus DBY18ZZ
Cervix DUY18ZZ
Chest DWY28ZZ
Chest Wall DBY78ZZ
Colon DDY58ZZ
Diaphragm DBY88ZZ
Duodenum DDY28ZZ
Ear D9Y08ZZ
Esophagus DDY08ZZ
Eye D8Y08ZZ
Femur DPY98ZZ
Fibula DPY88ZZ
Gallbladder DFY18ZZ
Gland
Adrenal DGY28ZZ
Parathyroid DGY48ZZ
Pituitary DGY08ZZ
Thyroid DGY58ZZ

Peripheral Nervous System 012-01X

Character Meanings

This Character Meaning table is provided as a guide to assist the user in the identification of character members that may be found in this section of code tables. It **SHOULD NOT** be used to build a PCS code.

Operation-Character 3	Body Part-Character 4	Approach-Character 5	Device-Character 6	Qualifier-Character 7
2 Change	0 Cervical Plexus	0 Open	0 Drainage Device	1 Cervical Nerve
5 Destruction	1 Cervical Nerve	3 Percutaneous	1 Radioactive Element	2 Phrenic Nerve
8 Division	2 Phrenic Nerve	4 Percutaneous Endoscopic	2 Monitoring Device	4 Ulnar Nerve
9 Drainage	3 Brachial Plexus	X External	7 Autologous Tissue Substitute	5 Median Nerve
B Excision	4 Ulnar Nerve		J Synthetic Substitute	6 Radial Nerve
C Extirpation	5 Median Nerve		K Nonautologous Tissue Substitute	8 Thoracic Nerve
D Extraction	6 Radial Nerve		M Neurostimulator Lead	B Lumbar Nerve
H Insertion	8 Thoracic Nerve		Y Other Device	C Perineal Nerve
J Inspection	9 Lumbar Plexus		Z No Device	D Femoral Nerve
N Release	A Lumbosacral Plexus			F Sciatic Nerve
P Removal	B Lumbar Nerve			G Tibial Nerve
Q Repair	C Pudendal Nerve			H Peroneal Nerve
R Replacement	D Femoral Nerve			X Diagnostic
S Reposition	F Sciatic Nerve			Z No Qualifier
U Supplement	G Tibial Nerve			
W Revision	H Peroneal Nerve			
X Transfer	K Head and Neck Sympathetic Nerve			
	L Thoracic Sympathetic Nerve			
	M Abdominal Sympathetic Nerve			
	N Lumbar Sympathetic Nerve			
	P Sacral Sympathetic Nerve			
	Q Sacral Plexus			
	R Sacral Nerve			
	Y Peripheral Nerve			

AHA Coding Clinic for table 01B

- 2018, 2Q, 22 Excision of synovial cyst
- 2017, 2Q, 19 Thoracic outlet decompression with sympathectomy

AHA Coding Clinic for table 01H

- 2020, 4Q, 43-44 Insertion of radioactive element

AHA Coding Clinic for table 01N

- 2019, 1Q, 28 Decompressive laminectomy of both spinal cord and nerve roots
- 2018, 2Q, 22 Excision of synovial cyst
- 2017, 2Q, 19 Thoracic outlet decompression with sympathectomy
- 2016, 2Q, 16 Decompressive laminectomy/foraminotomy and lumbar discectomy
- 2016, 2Q, 17 Removal of longitudinal ligament to decompress cervical nerve root
- 2016, 2Q, 23 Thoracic outlet syndrome and release of brachial plexus
- 2015, 2Q, 34 Decompressive laminectomy
- 2014, 3Q, 33 Radial fracture treatment with open reduction internal fixation, and release of carpal ligament

AHA Coding Clinic for table 01Q

- 2019, 3Q, 32 Breast reconstruction with neurotization

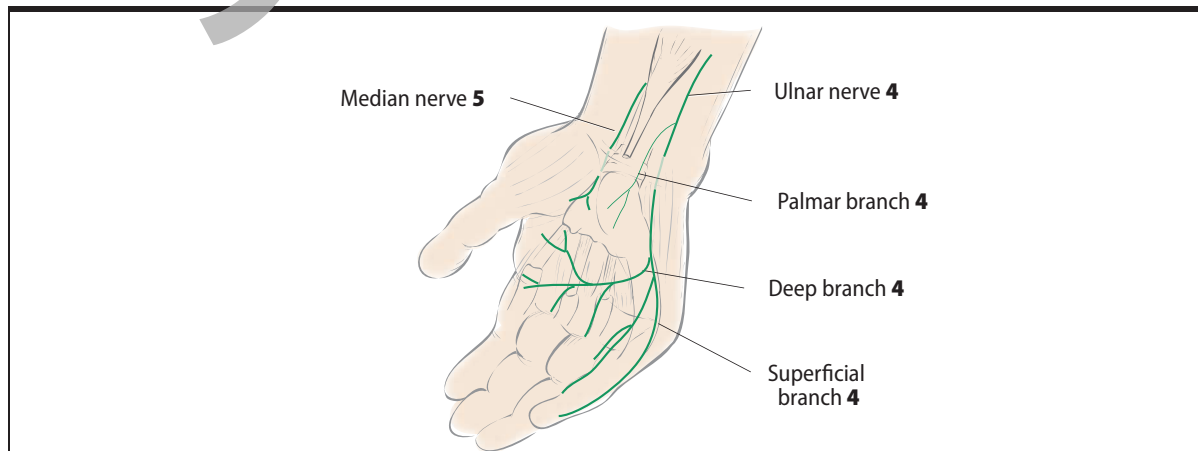
AHA Coding Clinic for table 01S

- 2021, 3Q, 19 Elbow amputation and targeted muscle reinnervation

AHA Coding Clinic for table 01U

- 2019, 3Q, 32 Breast reconstruction with neurotization
- 2017, 4Q, 62 Added and revised device values - Nerve substitutes

Median and Ulnar Nerves



0 Medical and Surgical

7 Lymphatic and Hemic Systems

2 Change Definition: Taking out or off a device from a body part and putting back an identical or similar device in or on the same body part without cutting or puncturing the skin or a mucous membrane
Explanation: All CHANGE procedures are coded using the approach EXTERNAL

Body Part Character 4	Approach Character 5	Device Character 6	Qualifier Character 7
K Thoracic Duct Left jugular trunk Left subclavian trunk L Cisterna Chyli Intestinal lymphatic trunk Lumbar lymphatic trunk	M Thymus Thymus gland N Lymphatic P Spleen Accessory spleen T Bone Marrow	X External 0 Drainage Device Y Other Device	Z No Qualifier

Non-OR All body part, approach, device, and qualifier values

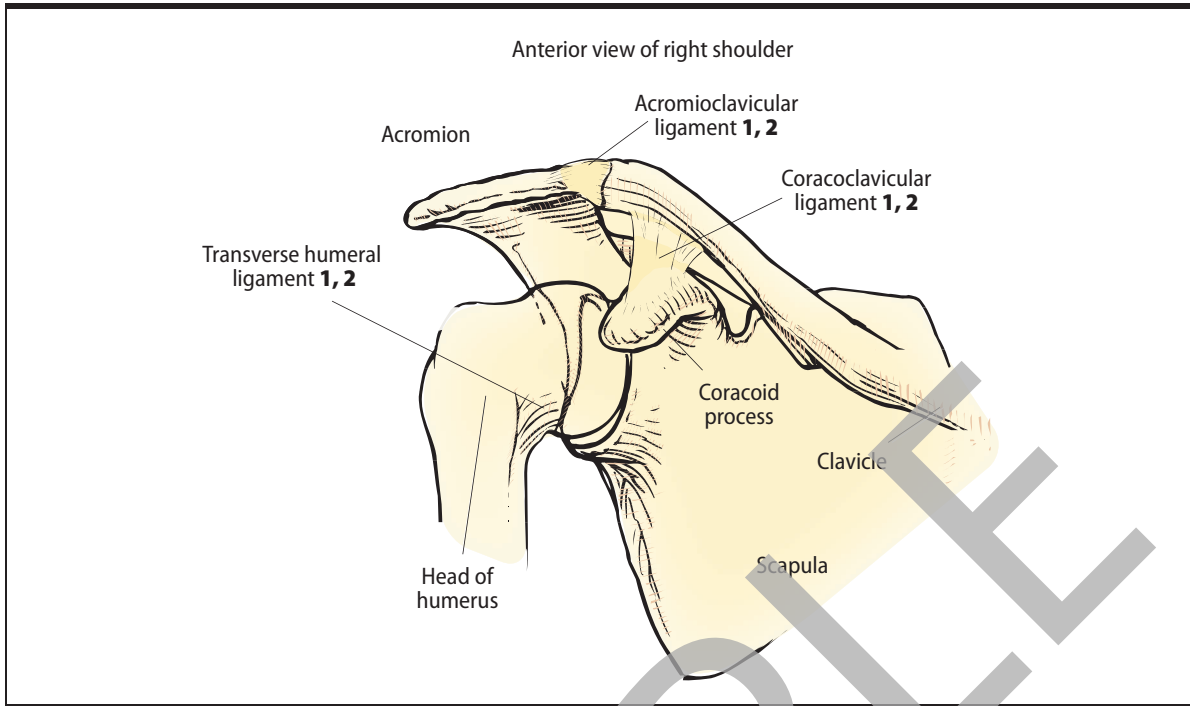
0 Medical and Surgical

7 Lymphatic and Hemic Systems

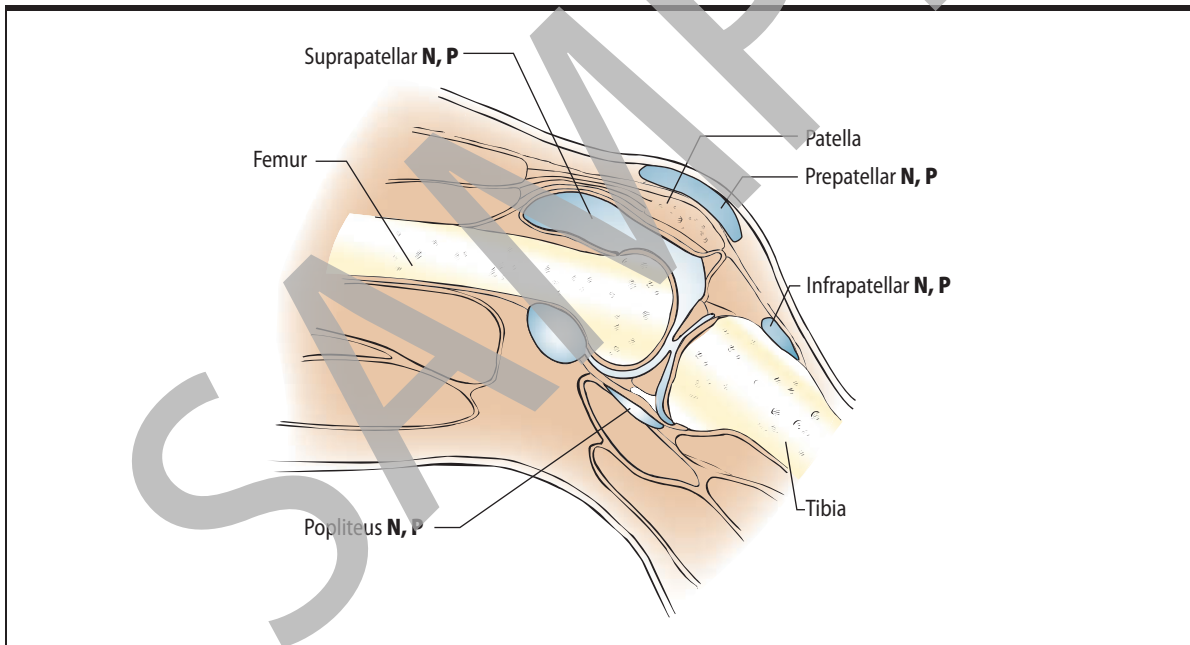
5 Destruction Definition: Physical eradication of all or a portion of a body part by the direct use of energy force, or a destructive agent
Explanation: None of the body part is physically taken out

Body Part Character 4	Approach Character 5	Device Character 6	Qualifier Character 7
0 Lymphatic, Head Buccinator lymph node Infraauricular lymph node Infraparotid lymph node Parotid lymph node Preauricular lymph node Submandibular lymph node Submaxillary lymph node Submental lymph node Subparotid lymph node Suprahyoid lymph node 1 Lymphatic, Right Neck Cervical lymph node Jugular lymph node Mastoid (postauricular) lymph node Occipital lymph node Postauricular (mastoid) lymph node Retropharyngeal lymph node Right jugular trunk Right lymphatic duct Right subclavian trunk Supraclavicular (Virchow's) lymph node Virchow's (supraclavicular) lymph node 2 Lymphatic, Left Neck Cervical lymph node Jugular lymph node Mastoid (postauricular) lymph node Occipital lymph node Postauricular (mastoid) lymph node Retropharyngeal lymph node Supraclavicular (Virchow's) lymph node Virchow's (supraclavicular) lymph node 3 Lymphatic, Right Upper Extremity Cubital lymph node Deltpectoral (infraclavicular) lymph node Epitrochlear lymph node Infraclavicular (deltpectoral) lymph node Supratrochlear lymph node 4 Lymphatic, Left Upper Extremity See 3 Lymphatic, Right Upper Extremity 5 Lymphatic, Right Axillary Anterior (pectoral) lymph node Apical (subclavicular) lymph node Brachial (lateral) lymph node Central axillary lymph node Lateral (brachial) lymph node Pectoral (anterior) lymph node Posterior (subscapular) lymph node Subclavicular (apical) lymph node Subscapular (posterior) lymph node	6 Lymphatic, Left Axillary See 5 Lymphatic, Right Axillary 7 Lymphatic, Thorax Intercostal lymph node Mediastinal lymph node Parasternal lymph node Paratracheal lymph node Tracheobronchial lymph node 8 Lymphatic, Internal Mammary, Right 9 Lymphatic, Internal Mammary, Left B Lymphatic, Mesenteric Inferior mesenteric lymph node Pararectal lymph node Superior mesenteric lymph node C Lymphatic, Pelvis Common iliac (subaortic) lymph node Gluteal lymph node Iliac lymph node Inferior epigastric lymph node Obturator lymph node Sacral lymph node Subaortic (common iliac) lymph node Suprainguinal lymph node D Lymphatic, Aortic Celiac lymph node Gastric lymph node Hepatic lymph node Lumbar lymph node Pancreaticosplenic lymph node Paraaortic lymph node Retroperitoneal lymph node F Lymphatic, Right Lower Extremity Femoral lymph node Popliteal lymph node G Lymphatic, Left Lower Extremity See F Lymphatic, Right Lower Extremity H Lymphatic, Right Inguinal J Lymphatic, Left Inguinal K Thoracic Duct Left jugular trunk Left subclavian trunk L Cisterna Chyli Intestinal lymphatic trunk Lumbar lymphatic trunk M Thymus Thymus gland P Spleen Accessory spleen	0 Open 3 Percutaneous 4 Percutaneous Endoscopic Z No Device	Z No Qualifier

Shoulder Ligaments



Knee Bursae



D Radiation Therapy
P Musculoskeletal System
Y Other Radiation

Treatment Site Character 4	Modality Qualifier Character 5	Isotope Character 6	Qualifier Character 7
0 Skull 2 Maxilla 3 Mandible 4 Sternum 5 Rib(s) 6 Humerus 7 Radius/Ulna 8 Pelvic Bones 9 Femur B Tibia/Fibula C Other Bone	7 Contact Radiation 8 Hyperthermia F Plaque Radiation	Z None	Z None

D Radiation Therapy
T Urinary System
0 Beam Radiation

Treatment Site Character 4	Modality Qualifier Character 5	Isotope Character 6	Qualifier Character 7
0 Kidney 1 Ureter 2 Bladder 3 Urethra	0 Photons <1 MeV 1 Photons 1- 10 MeV 2 Photons >10 MeV 4 Heavy Particles (Protons, Ions) 5 Neutrons 6 Neutron Capture	Z None	Z None
0 Kidney 1 Ureter 2 Bladder 3 Urethra	3 Electrons	Z None	0 Intraoperative Z None

D Radiation Therapy
T Urinary System
1 Brachytherapy

Treatment Site Character 4	Modality Qualifier Character 5	Isotope Character 6	Qualifier Character 7
0 Kidney 1 Ureter 2 Bladder 3 Urethra	9 High Dose Rate (HDR)	7 Cesium 137 (Cs-137) 8 Iridium 192 (Ir-192) 9 Iodine 125 (I-125) B Palladium 103 (Pd-103) C Californium 252 (Cf-252) Y Other Isotope	Z None
0 Kidney 1 Ureter 2 Bladder 3 Urethra	B Low Dose Rate (LDR)	6 Cesium 131 (Cs-131) 7 Cesium 137 (Cs-137) 8 Iridium 192 (Ir-192) 9 Iodine 125 (I-125) C Californium 252 (Cf-252) Y Other Isotope	Z None
0 Kidney 1 Ureter 2 Bladder 3 Urethra	B Low Dose Rate (LDR)	B Palladium 103 (Pd-103)	1 Unidirectional Source Z None

D Radiation Therapy
T Urinary System
2 Stereotactic Radiosurgery

Treatment Site Character 4	Modality Qualifier Character 5	Isotope Character 6	Qualifier Character 7
0 Kidney 1 Ureter 2 Bladder 3 Urethra	D Stereotactic Other Photon Radiosurgery H Stereotactic Particulate Radiosurgery J Stereotactic Gamma Beam Radiosurgery	Z None	Z None

DRG Non-OR All treatment site, modality, isotope, and qualifier values

X New Technology
W Anatomical Regions
0 Introduction

Definition: Putting in or on a therapeutic, diagnostic, nutritional, physiological, or prophylactic substance except blood or blood products
 Explanation: None

Body Part Character 4	Approach Character 5	Device/Substance/Technology Character 6	Qualifier Character 7
3 Peripheral Vein	3 Percutaneous	F Other New Technology Therapeutic Substance	5 New Technology Group 5
3 Peripheral Vein	3 Percutaneous	F Bamlanivimab Monoclonal Antibody	6 New Technology Group 6
3 Peripheral Vein	3 Percutaneous	G Sarilumab	5 New Technology Group 5
3 Peripheral Vein	3 Percutaneous	G REGN-COV2 Monoclonal Antibody	6 New Technology Group 6
3 Peripheral Vein	3 Percutaneous	G Engineered Chimeric Antigen Receptor T-cell Immunotherapy, Allogeneic	7 New Technology Group 7
3 Peripheral Vein	3 Percutaneous	H Tocilizumab	5 New Technology Group 5
3 Peripheral Vein	3 Percutaneous	H Other New Technology Monoclonal Antibody	6 New Technology Group 6
3 Peripheral Vein	3 Percutaneous	H Axicabtagene Ciloleucele Immunotherapy	7 New Technology Group 7
3 Peripheral Vein	3 Percutaneous	J Tisagenlecleucele Immunotherapy	7 New Technology Group 7
3 Peripheral Vein	3 Percutaneous	K Fosfomycin Anti-infective	5 New Technology Group 5
3 Peripheral Vein	3 Percutaneous	K Idecabtagene Vicleucele Immunotherapy	7 New Technology Group 7
3 Peripheral Vein	3 Percutaneous	K Sulbactam-Durlobactam	9 New Technology Group 9
3 Peripheral Vein	3 Percutaneous	L CD24Fc Immunomodulator	6 New Technology Group 6
3 Peripheral Vein	3 Percutaneous	L Lifileucele Immunotherapy	7 New Technology Group 7
3 Peripheral Vein	3 Percutaneous	M Brexucabtagene Autoleucele Immunotherapy	7 New Technology Group 7
3 Peripheral Vein	3 Percutaneous	N Meropenem-vaborbactam Anti-infective	5 New Technology Group 5
3 Peripheral Vein	3 Percutaneous	N Lisocabtagene Maraleucele Immunotherapy	7 New Technology Group 7
3 Peripheral Vein	3 Percutaneous	P Glofitamab Antineoplastic	9 New Technology Group 9
3 Peripheral Vein	3 Percutaneous	Q Tagraxofusp-erzs Antineoplastic	5 New Technology Group 5
3 Peripheral Vein	3 Percutaneous	Q Posoleucele	9 New Technology Group 9
3 Peripheral Vein	3 Percutaneous	R Rezafungin	9 New Technology Group 9
3 Peripheral Vein	3 Percutaneous	S Iobenguane I-131 Antineoplastic	5 New Technology Group 5
3 Peripheral Vein	3 Percutaneous	U Impipenem-cilastatin-relebactam	5 New Technology Group 5
3 Peripheral Vein	3 Percutaneous	W Caplacizumab	5 New Technology Group 5
4 Central Vein	3 Percutaneous	0 Brexanolone	6 New Technology Group 6
4 Central Vein	3 Percutaneous	0 Spesolimab Monoclonal Antibody	8 New Technology Group 8
4 Central Vein	3 Percutaneous	2 Nerinitide	6 New Technology Group 6
4 Central Vein	3 Percutaneous	3 Durvalumab Antineoplastic	6 New Technology Group 6
4 Central Vein	3 Percutaneous	5 Narsoplimab Monoclonal Antibody	7 New Technology Group 7
4 Central Vein	3 Percutaneous	5 Mosunetuzumab Antineoplastic	8 New Technology Group 8
4 Central Vein	3 Percutaneous	6 Lefamulin Anti-infective	6 New Technology Group 6
4 Central Vein	3 Percutaneous	6 Terlipressin	7 New Technology Group 7
4 Central Vein	3 Percutaneous	6 Afamitresgene Autoleucele Immunotherapy	8 New Technology Group 8
4 Central Vein	3 Percutaneous	7 Coagulation Factor Xa, Inactivated	2 New Technology Group 2
4 Central Vein	3 Percutaneous	7 Trilaciclib	7 New Technology Group 7
4 Central Vein	3 Percutaneous	7 Tabeleucele Immunotherapy	8 New Technology Group 8
4 Central Vein	3 Percutaneous	8 Lurbnectedin	7 New Technology Group 7
4 Central Vein	3 Percutaneous	8 Treosulfan	8 New Technology Group 8
4 Central Vein	3 Percutaneous	9 Ceftolozane/Tazobactam Anti-infective	6 New Technology Group 6
4 Central Vein	3 Percutaneous	9 Inebilizumab-cdon	8 New Technology Group 8
4 Central Vein	3 Percutaneous	A Cefiderocol Anti-infective	6 New Technology Group 6
4 Central Vein	3 Percutaneous	A Ciltacabtagene Autoleucele	7 New Technology Group 7
4 Central Vein	3 Percutaneous	B Cytarabine and Daunorubicin Liposome Antineoplastic	3 New Technology Group 3
4 Central Vein	3 Percutaneous	B Omadacycline Anti-infective	6 New Technology Group 6
4 Central Vein	3 Percutaneous	B Amivantamab Monoclonal Antibody	7 New Technology Group 7
4 Central Vein	3 Percutaneous	C Eculizumab	6 New Technology Group 6
4 Central Vein	3 Percutaneous	C Engineered Chimeric Antigen Receptor T-cell Immunotherapy, Autologous	7 New Technology Group 7
4 Central Vein	3 Percutaneous	D Atezolizumab Antineoplastic	6 New Technology Group 6

- DRG Non-OR XW033G7 NT XW033K7
- DRG Non-OR XW033[H,J]7 NT XW033M7
- DRG Non-OR XW033K7 NT XW033U5 in combination with code Y95 and one of the following: J14, J15.0, J15.1, J15.5, J15.6, J15.8, OR code J95.851 and one of the following: B96.1, B96.20, B96.21, B96.22, B96.23, B96.29, B96.3, B96.5, or B96.89
- DRG Non-OR XW033[L,M]7 NT XW04377
- DRG Non-OR XW033N7 NT XW04387
- DRG Non-OR XW04368 NT XW043A6 in combination with code Y95 and one of the following: J14, J15.0, J15.1, J15.5, J15.6, J15.8 OR code J95.851 and one of the following: B96.1, B96.20, B96.21, B96.22, B96.23, B96.29, B96.3, B96.5, or B96.89
- DRG Non-OR XW04378 NT XW043A7
- DRG Non-OR XW043A7 NT XW043B7
- DRG Non-OR XW043C7 NT XW043B7

* For all codes with NT icon see Appendix I for registered or trade name of substance

XW0 Continued on next page

ICD-10-PCS Value	Definition
Lymphatic, Pelvis	Common iliac (subaortic) lymph node Gluteal lymph node Iliac lymph node Inferior epigastric lymph node Obturator lymph node Sacral lymph node Subaortic (common iliac) lymph node Suprainguinal lymph node
Lymphatic, Right Axillary	Anterior (pectoral) lymph node Apical (subclavicular) lymph node Brachial (lateral) lymph node Central axillary lymph node Lateral (brachial) lymph node Pectoral (anterior) lymph node Posterior (subscapular) lymph node Subclavicular (apical) lymph node Subscapular (posterior) lymph node
Lymphatic, Right Lower Extremity	Femoral lymph node Popliteal lymph node
Lymphatic, Right Neck	Cervical lymph node Jugular lymph node Mastoid (postauricular) lymph node Occipital lymph node Postauricular (mastoid) lymph node Retropharyngeal lymph node Right jugular trunk Right lymphatic duct Right subclavian trunk Supraclavicular (Virchow's) lymph node Virchow's (supraclavicular) lymph node
Lymphatic, Right Upper Extremity	Cubital lymph node Deltopectoral (infraclavicular) lymph node Epitrochlear lymph node Infraclavicular (deltopectoral) lymph node Supratrochlear lymph node
Lymphatic, Thorax	Intercostal lymph node Mediastinal lymph node Parasternal lymph node Paratracheal lymph node Tracheobronchial lymph node
Main Bronchus, Right	Bronchus intermedius Intermediate bronchus
Mandible, Left Mandible, Right	Alveolar process of mandible Condylod process Mandibular notch Mental foramen
Mastoid Sinus, Left Mastoid Sinus, Right	Mastoid air cells
Metatarsal, Left Metatarsal, Right	Fibular sesamoid Tibial sesamoid
Maxilla	Alveolar process of maxilla
Maxillary Sinus, Left Maxillary Sinus, Right	Antrum of Highmore
Median Nerve	Anterior interosseous nerve Palmar cutaneous nerve
Mediastinum	Mediastinal cavity Mediastinal space
Medulla Oblongata	Myelencephalon
Mesentery	Mesoappendix Mesocolon
Metatarsal, Right Metatarsal, Left	Fibular sesamoid Tibial sesamoid
Metatarsal-Phalangeal Joint, Left Metatarsal-Phalangeal Joint, Right	Metatarsophalangeal (MTP) joint
Middle Ear, Left Middle Ear, Right	Oval window Tympenic cavity
Minor Salivary Gland	Anterior lingual gland

ICD-10-PCS Value	Definition
Mitral Valve	Bicuspid valve Left atrioventricular valve Mitral annulus
Nasal Bone	Vomer of nasal septum
Nasal Mucosa and Soft Tissue	Columella External naris Greater alar cartilage Internal naris Lateral nasal cartilage Lesser alar cartilage Nasal cavity Nostril
Nasal Septum	Quadrangular cartilage Septal cartilage Vomer bone
Nasal Turbinate	Inferior turbinate Middle turbinate Nasal concha Superior turbinate
Nasopharynx	Choana Fossa of Rosenmüller Pharyngeal recess Rhinopharynx
Neck	Parapharyngeal space Retropharyngeal space
Neck Muscle, Left Neck Muscle, Right	Anterior vertebral muscle Arytenoid muscle Cricothyroid muscle Infrahyoid muscle Levator scapulae muscle Platysma muscle Scalene muscle Splenius cervicis muscle Sternocleidomastoid muscle Suprahyoid muscle Thyroarytenoid muscle
Nipple, Left Nipple, Right	Areola
Occipital Bone	Foramen magnum
Oculomotor Nerve	Third cranial nerve
Olfactory Nerve	First cranial nerve Olfactory bulb
Omentum	Gastrocolic ligament Gastrocolic omentum Gastrohepatic omentum Gastrophrenic ligament Gastrosplenic ligament Greater Omentum Hepatogastric ligament Lesser Omentum
Optic Nerve	Optic chiasma Second cranial nerve
Orbit, Left Orbit, Right	Bony orbit Orbital portion of ethmoid bone Orbital portion of frontal bone Orbital portion of lacrimal bone Orbital portion of maxilla Orbital portion of palatine bone Orbital portion of sphenoid bone Orbital portion of zygomatic bone
Pancreatic Duct	Duct of Wirsung
Pancreatic Duct, Accessory	Duct of Santorini
Parotid Duct, Left Parotid Duct, Right	Stensen's duct
Pelvic Bone, Left Pelvic Bone, Right	Iliac crest Ilium Ischium Pubis
Pelvic Cavity	Retropubic space Space of Retzius

Section F—Physical Rehabilitation and Diagnostic Audiology

Continued from previous page

ICD-10-PCS Value Qualifier (Character 5)	Definition
Select Picture Audiometry (5)	Establishes hearing threshold levels for speech using pictures
Sensorineural Acuity Level (4)	Measures sensorineural acuity masking presented via bone conduction
Sensory Aids (5)	Determines the appropriateness of a sensory prosthetic device, other than a hearing aid or assistive listening system/device
Sensory Awareness/ Processing/ Integrity (6)	Includes/Examples: Includes light touch, pressure, temperature, pain, sharp/dull, proprioception, vestibular, visual, auditory, gustatory, and olfactory
Short Increment Sensitivity Index (9)	Measures the ear's ability to detect small intensity changes; site of lesion test requiring a behavioral response
Sinusoidal Vertical Axis Rotational (4)	Measures nystagmus following rotation
Somatosensory Evoked Potentials (9)	Measures neural activity from sites throughout the body
Speech/Language Screening (6)	Identifies need for further speech and/or language evaluation
Speech Threshold (1)	Measures minimal intensity needed to repeat spondaic words
Speech-Language Pathology and Related Disorders Counseling (1)	Provides patients/families with information, support, referrals to facilitate recovery from a communication disorder
Speech-Language Pathology and Related Disorders Prevention (2)	Applying techniques to avoid or minimize onset and/or development of a communication disorder
Speech/Word Recognition (2)	Measures ability to repeat/identify single syllable words; scores given as a percentage; includes word recognition/speech discrimination
Staggered Spondaic Word (3)	Measures central auditory processing site of lesion based upon dichotic presentation of spondaic words
Static Orthosis (7)	Includes/Examples: Includes customized and prefabricated splints, inhibitory casts, spinal and other braces, and protective devices; has no moving parts, maintains joint(s) in desired position
Stenger (B)	Measures unilateral nonorganic hearing loss based on simultaneous presentation of signals of differing volume
Swallowing Dysfunction (D)	Activities to improve swallowing function in coordination with respiratory function Includes/Examples: Includes function and coordination of sucking, mastication, coughing, swallowing
Synthetic Sentence Identification (5)	Measures central auditory dysfunction using identification of third order approximations of sentences and competing messages
Temporal Ordering of Stimuli (V)	Measures specific central auditory process
Therapeutic Exercise (6)	Exercise or activities to facilitate sensory awareness, sensory processing, sensory integration, balance training, conditioning, reconditioning Includes/Examples: Includes developmental activities, breathing exercises, aerobic endurance activities, aquatic exercises, stretching and ventilatory muscle training
Tinnitus Masker (Assessment) (7)	Determines candidacy for tinnitus masker
Tinnitus Masker (Treatment) (Ø)	Explanation: Used to verify physical fit, acoustic appropriateness, and benefit; assists in achieving maximum benefit
Tone Decay (8)	Measures decrease in hearing sensitivity to a tone; site of lesion test requiring a behavioral response
Transfer (C)	Transitional movement from one surface to another
Transfer Training (8)	Exercise or activities to facilitate movement from one surface to another
Tympanometry (D)	Measures the integrity of the middle ear; measures ease at which sound flows through the tympanic membrane while air pressure against the membrane is varied
Unithermal Binaural Screen (2)	Measures the rhythmic eye movements stimulated by changing the temperature of the vestibular system in both ears using warm water, screening format
Ventilation/Respiration/Circulation (G)	Measures ventilatory muscle strength, power and endurance, pulmonary function and ventilatory mechanics Includes/Examples: Includes ability to clear airway, activities that aggravate or relieve edema, pain, dyspnea or other symptoms, chest wall mobility, cardiopulmonary response to performance of ADL and IAD, cough and sputum, standard vital signs
Vestibular (Ø)	Applying techniques to compensate for balance disorders; includes habituation, exercise therapy, and balance retraining
Visual Motor Integration (Assessment) (2)	Coordinating the interaction of information from the eyes with body movement during activity

Continued on next page